



Guide for New Microsoft Planner Basic migration to Asana

Project managers use project management tools like Asana and New Microsoft Planner to manage their organization's projects. Growth of business operations and innovations propel the need to scale operations by migrating from one project management software to a new one. However, this is not an easy task.

When performing New Planner Basic migration to Asana, many organizations face some challenges:



How to ensure error-free migration of crucial data



Time-consuming manual export and import of data



Data redundancy due to manual migration



Possible human errors that may cause loss of mission-critical data

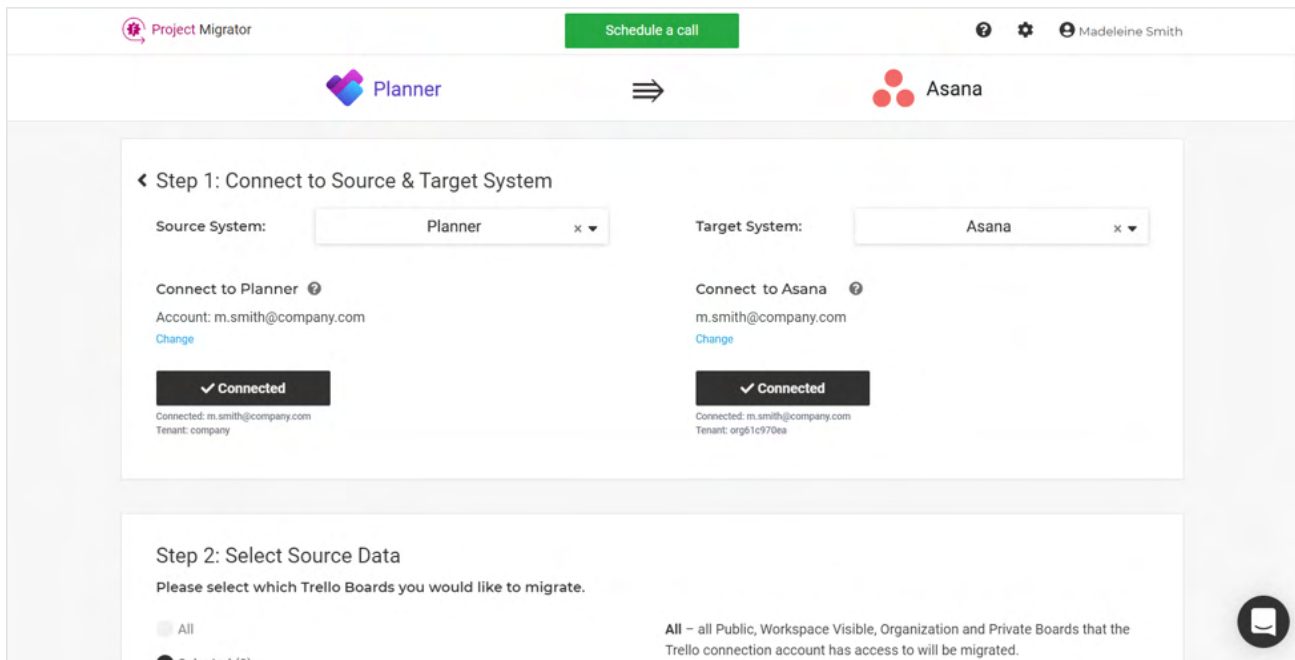


Time wasted migrating and debugging may increase overhead costs and result in missed project deadlines

As a result, companies strive to avoid such migration pitfalls, and the way out is to adopt a robust solution that points to an automated risk-free migration.

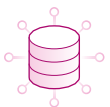
FluentPro Project Migrator

Project Migrator is a leading migration platform that offers exclusive functionalities. It is a highly advanced technology with a cloud-based interface that automatically allows businesses to move New Microsoft Planner basic plans to Asana. You can migrate your projects with tasks, timelines, and boards from New Planner Basic to Asana quickly and efficiently. No complex skills are needed to perform this migration.



Thanks to the intuitive interface, Project Migrator allows IT specialists to set up and run the migration process successfully by following four easy steps.

How to perform New Microsoft Planner migration to Asana



First Step. Connect the source and target environments. Fill in your New Planner and Asana credentials to get access to your environments.



Second Step. Choose New Planner data to be migrated. Select the type, volume, or category of data you want to migrate. Project Migrator gives you the luxury of selecting all your data or specific projects from the source to the target system.

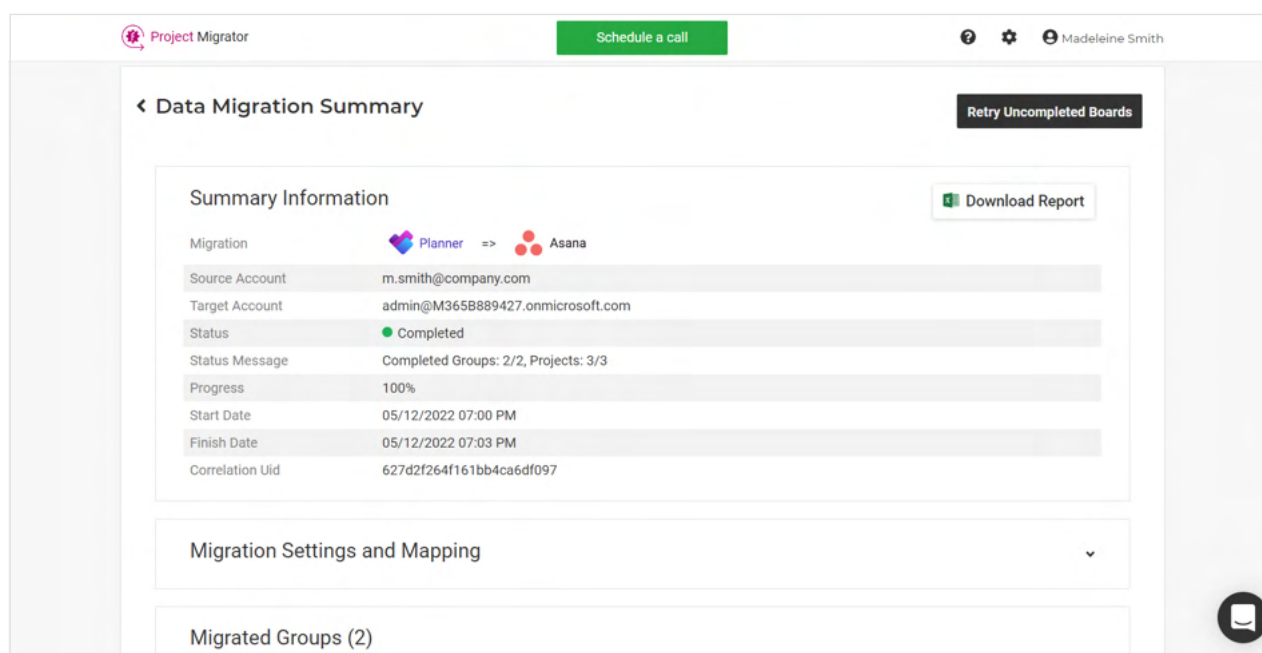


Third Step. Object mapping. Project Migrator comes with a simple integrated data-mapping interface. Use it to review and edit which New Planner fields migrate to what Asana fields.



Fourth Step. Launch and enjoy the migration process.

Project Migrator helps organizations complete automated, quick, and error-free New Planner basic plans migration to Asana.



Early adoption of Project Migrator Saves Time and Money

Don't wait until you fall behind your competitors. Many small, medium, and large organizations are using Project Migrator to streamline migration today. Manual migration methods bring additional costs, lost critical data, productivity loss, other expenses, and missed project deadlines. Get Project Migrator today to automate New Planner Basic migration to Asana.

Benefits of Using Project Migrator

Project Migrator automates New Microsoft Planner basic plans migration to Asana, saves time, and reduces data loss or other damage. Using this advanced solution, organizations can increase ROI and get multiple benefits:

- ✓ **Automation.** Automated migration of all or selected project data.
- ✓ **No manual work.** Eradication of the manual process and of disruptions to daily operations.
- ✓ **No risks.** Reduction of data loss or other risks related to human errors.
- ✓ **Time-saved** on New Planner migration. No manual work is required.
- ✓ **Security.** Cloud-based migration functionality guarantees data integrity.
- ✓ **Quick.** Timely and quick migration of portfolio, projects, tasks, and assignments.

Sign up to get started with
Project Migrator today

Sign up