



A Comprehensive Guide for Asana Migration to New Planner



As organizations seek efficiency and collaboration, tools like Asana have been invaluable. However, with the introduction of New Planner, Microsoft's latest offering, teams have a compelling new option. This guide is your roadmap for transitioning smoothly from Asana to New Planner, providing insights and best practices for project managers, IT administrators, and decision-makers alike.


Complex project migration issues can be costly and damaging

Asana is a great project management platform. It provides project teams with rewarding features required for work coordination, from daily tasks to large project initiatives, enabling them to progress faster and do more with less effort. However, many PMO directors still consider migrating from Asana to New Planner for a few key reasons.

New Planner helps project managers tasked with often large, complex project initiatives involving dispersed teams to achieve scalable performance. But the challenge is migrating data across platforms without any problems. Some companies rely on manual migration, but that is increasingly being revealed as a costly, inefficient option:

- Manual migration enables human errors and loss of mission-critical data.
- It would help if you employed additional hands to quicken the process, which usually results in project delays.
- The added time and costs create further problems with stakeholders and clients.

To avoid these challenges, adopt automated Asana migration to New Planner.

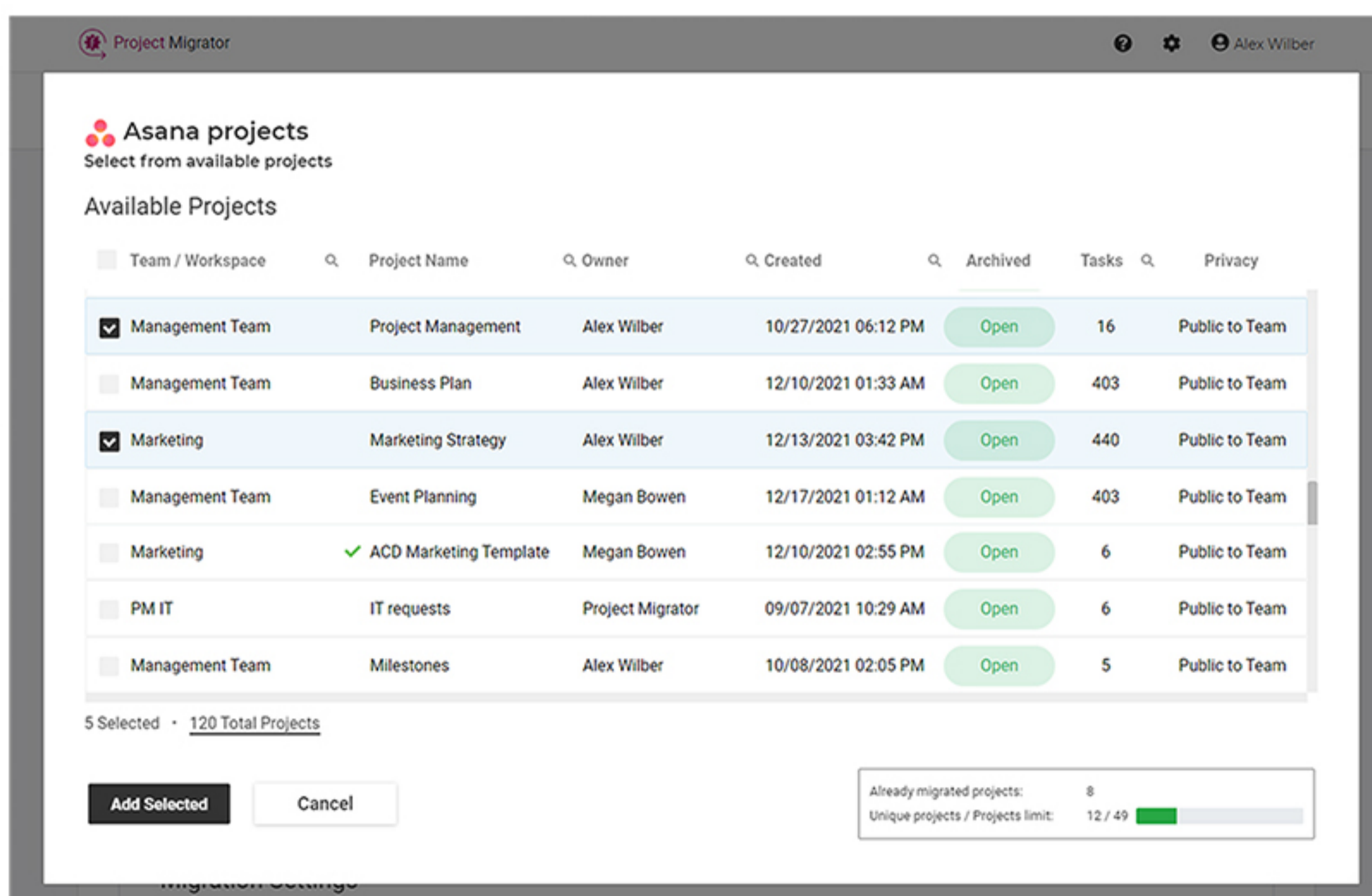


Using Project Migrator for successful Asana migration to New Planner

Project Migrator is a unique solution incorporating a powerful migration wizard to address various issues when migrating data from Asana to Microsoft New Planner.

Project Migrator enables system administrators and PMO directors to select which critical data to migrate with its cloud-based technology. Additionally, it provides an automated, risk-free migration approach with an integrated data-mapping interface; you can determine the placement of your data in the target system.

- The migration process begins with connecting the source (Asana) and target (New Planner) systems.
- Then, the system admin or authorized user can join by logging in with their Office 365 credentials.
- After adding both source and target systems, you can select your source data for migration by pressing the Link button.
- You can choose to migrate the complete dataset or just the relevant elements from your source data list.



Project Migrator is fully automated and completes migration in just a few steps.

Take advantage of the streamlined data migration initiative

Relying on primitive methods such as manual migration will result in numerous human errors and loss of crucial business data. Hiring a couple of new hands would add to the increasing operating costs. The time required to compute and migrate all critical data manually is lengthy—and seamless data synchronization is not guaranteed.

Your business is likely to incur a low ROI and the loss of future contracts. With Project Migrator, you will worry less about exporting from Asana.

Benefits of using Project Migrator

With over 10 years of experience, FluentPro helps organizations to solve their specific PPM needs. Hundreds of organizations have already chosen our solutions and services. FluentPro can help to automate Asana migration to New Microsoft Planner.

Project Migrator guarantees organizations maximum value:

- ✓ **Saves time** and reduces manual work with full automation.
- ✓ **Eliminates human errors risks**, no manual work is performed.
- ✓ **Data security**, as Project Migrator runs on Microsoft Azure.
- ✓ **Complete flexibility**, the platform allows you to perform migration from the web or Microsoft Teams.

Sign up to start your migration

Sign up